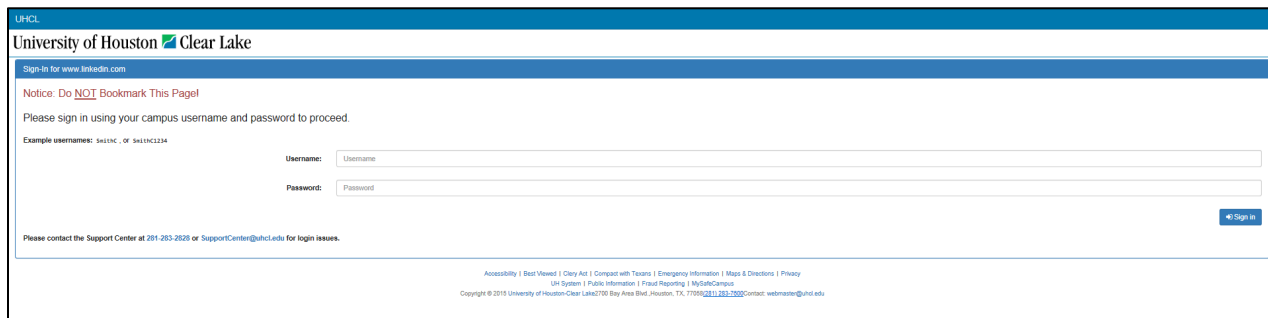
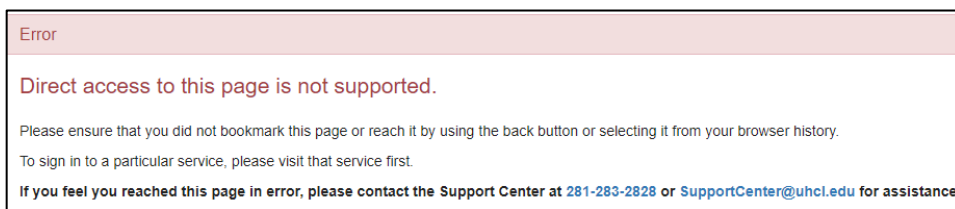


How to Log in to LinkedIn Learning with UHCL Account

1. Go to UHCL’s custom [LinkedIn Learning](#) page
2. Enter your UHCL credentials (same as computer) and click **Sign In**



****If you get the error message below, please re-access link using a new browser tab****



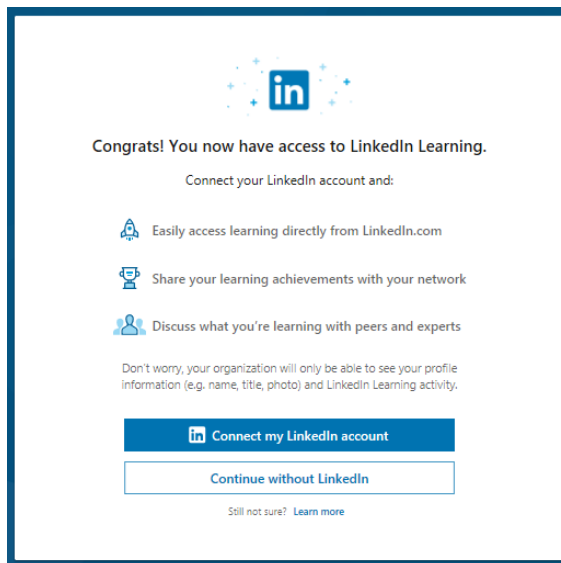
Note: If you need to reset your password, or are having trouble accessing LinkedIn Learning with your UHCL login credentials, please contact the UCT Support Center at extension 2828 or at supportcenter@uhcl.edu

3. The first time you log in, you will have two options to connect to LinkedIn:

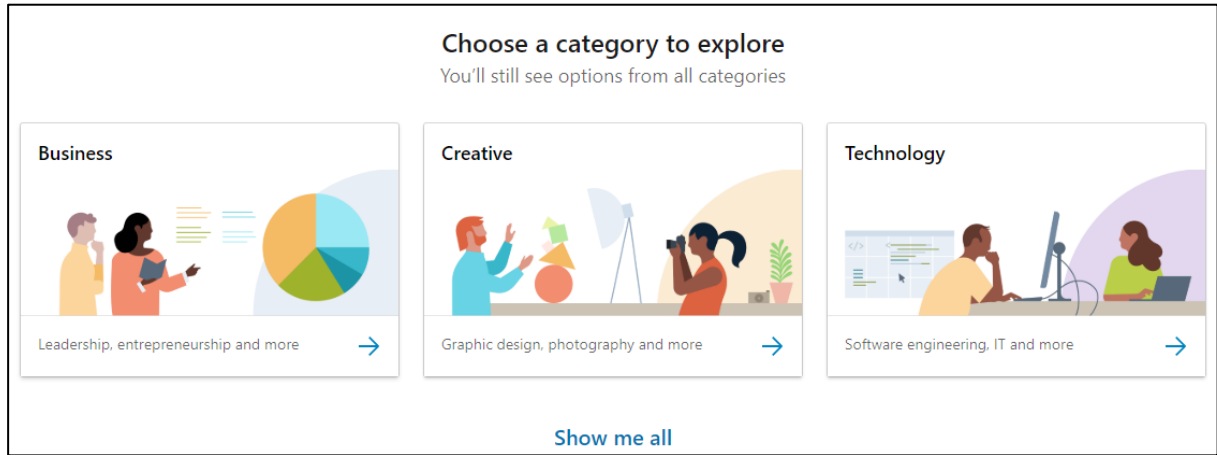
- **Connect my LinkedIn Account** (optional)
 - *If you choose to connect your LinkedIn Account, you will be asked to log in to LinkedIn*

OR

- **Continue without LinkedIn**
 - *You will still be able to access LinkedIn Learning content without connecting your LinkedIn account*



4. Customize your Learning Experience by answering the prompts regarding interests, skills, and goals. This will help LinkedIn Learning recommend courses and topics that interest you.



5. Search for and complete any of the courses offered by LinkedIn Learning using the toolbar at the top of your screen
 - Click **Browse** to view available options or enter specific topics in the **Search** bar

